


FIRST  
CLASS  
POSTAGE  
REQUIRED




Pit bull terrier


Pit bull class



American  
pit bull terrier



American  
staffordshire terrier



Staffordshire  
bull terrier



American  
bulldog



Rottweiler

TAPE



# How to Keep Your Family Safe from Dangerous Dogs

Follow our 3 step guide to help protect yourself, your family members and cherished pets.

BROUGHT TO YOU BY DOGSBITE.ORG

DogsBite.org is a national dog bite victims' group dedicated to reducing serious dog attacks. Through our work, we hope to protect both people and pets from future attacks.



DogsBite.org  
Some dogs don't let go  
P.O. Box 12443 - Austin, TX 78711

## step 1

### Learn to identify dangerous dogs

- Certain dog breeds are more dangerous than others because *if* they attack, they are more likely to inflict significant injuries or death upon their victims.
- The photographs on the back of the folded panel may be helpful for you to learn how to identify known dangerous dog breeds.

#### Statistical data

*During the 7-year period from 2005 to 2011, two dog breeds were responsible for 74% (157) of the attacks that resulted in human death: pit bulls 60% (128) and rottweilers 14% (29).*

2011 U.S. Dog Bite Fatality Statistics, DogsBite.org

## step 2

### Identify the responsible party

- First, identify the address of where the dog is housed. Make notes about the dog's containment, such as if there is inadequate or no fencing and if the dog is chained.
- The next step is to identify the person(s) responsible for the dog. Try talking to neighbors to learn the name of the person, how long the person has had the dog, and if the person is even the true owner (dangerous dogs are often "rehomed" or shifted into temporary environments).

[WWW.DOGSBITE.ORG/DANGEROUS-DOGS.PHP](http://WWW.DOGSBITE.ORG/DANGEROUS-DOGS.PHP)

## step 3

### Report violations

Understanding the local dog ordinance that governs your jurisdiction is key when reporting violations. Contact your city or county animal control department and request a copy.

#### What to always report

- **Off Leash violation** - Loose dogs.
- **Nuisance violation** - Excessive barking dogs.
- **Menacing violation** - When a dog behaves aggressively, such as chasing you or trying to jump up on you (as if to knock you down or bite your face or neck).
- **Bite violation** - Biting incidents inflicted on people *and* pets (including livestock).

#### Why to always report

The most effective way to impact the owner of a dangerous dog and to compel authorities to take action is to build a history of documented past violations carried out by the dog. Failure to report will limit actions that authorities can take, as well as actions that a new victim can take.

#### Collect evidence

Use your cell phone to snap photos of offending dogs and get written statements and contact information from witnesses.

#### Rental properties

If the dog owner is a renter, it is beneficial to send a certified letter asking the landlord to ensure that proper containment infrastructure is installed and that the dog is declared on the renter's insurance policy.

[WWW.DOGSBITE.ORG/DANGEROUS-DOGS.PHP](http://WWW.DOGSBITE.ORG/DANGEROUS-DOGS.PHP)

## Most Dangerous Scenarios

**When these scenarios involve dangerous dog breeds, such as pit bulls and rottweilers, the risk factor elevates substantially.**

#### Chained dogs

- Do not approach or attempt to pet a chained dog.
- Avoid walking, jogging or bicycling by a home with a chained dog.
- Do not allow your child to play close by or in the yard of a chained dog owned by a neighbor, friend or relative. This is a very dangerous scenario for children.

#### Loose and unknown dogs

- Do not approach or attempt to pet a loose or unknown dog.
- Do not directly stare at a loose or unknown dog; always turn your head slightly to avoid confrontation.

#### Breaking up a dog fight

- Due to selective breeding for dogfighting (dog aggression), pit bulls often escape constraint to attack pets being walked nearby. If you intervene to save your pet, you risk losing one or more fingers, suffering facial bites and even death.

#### If you are attacked

- If the dog attacks, "feed" him your jacket, purse, bicycle, or anything that you can put between yourself and the dog. If you are knocked to the ground, curl into a ball and protect your face and ears.

PRINTING SPONSORED BY:

**UPrinting**<sup>™</sup>.com  
Spread Your Message